

The India based Neutrino Observatory – present status

V.M. Datar (*on behalf of the INO collaboration*)

Nuclear Physics Division

Bhabha Atomic Research Centre

Mumbai-400085

INO Collaboration

Spokesperson : N.K. Mondal

Collaborating institutions/universities

AMU, BHU, BARC, CU, DU, HRI, UoH, HPU, IITB,
IITKh, IGCAR, IMSc, IOP, LU, NBU, PU, PRL,
SINP, SMIT, TIFR, VECC

Plan of talk

1. Introduction
2. Physics goals
3. Choice of detector and site
4. Status of ICAL subsystems and simulations
5. Training for INO – a beginning
6. Estimated cost and schedule

1. Introduction

- Proposed by Pauli (1930)
- first evidence in reactor expt.(Reines & Cowan 1956) $\bar{\nu}_e$
- helicity of ν_e (Goldhaber *et al* 1958) $h = -(1.0 \pm 0.3)$
- ν_μ (1962) and ν_τ (2001) in accelerator expts.
- 3 families of neutrinos ($\Gamma(Z^0)$ at LEP $\Rightarrow N_\nu=2.994 \pm 0.012$)
- mass of $\nu_e < 2.2$ eV/c² via ^3H β -spectrum
- Majorana or Dirac ? $\nu = \bar{\nu}$ or $\nu \neq \bar{\nu}$

Why study neutrinos?

- Physics beyond Standard Model (particles & interactions)
- Neutrinos change flavours or *oscillate*

SuperKamioka (atmos. ν) and SNO (solar ν)

- At least 2 non-zero mass eigen-states exist

$m_3 > m_2 > m_1$ or $m_2 > m_1 > m_3$ with all $m < 2.5 \text{ eV}/c^2$

- Are neutrinos their own antiparticles? **Majorana or Dirac**
- Is there CP or CPT violation in neutrino/leptonic sector?

Neutrino oscillations – some basics of 3-flavour mixing

Expand $|\nu_\alpha\rangle$ flavour eigenstates in mass eigenstates basis $|\nu_i\rangle$

$$|\nu_\alpha\rangle = \sum_i U_{\alpha i} |\nu_i\rangle \quad \text{where}$$

$$U = \begin{pmatrix} c_{12}c_{13} & s_{12}c_{13} & s_{13}e^{-i\delta} \\ -c_{23}s_{12} - s_{23}s_{13}c_{12}e^{i\delta} & c_{23}c_{12} - s_{23}s_{13}s_{12}e^{i\delta} & s_{23}c_{13} \\ s_{23}s_{12} - c_{23}s_{13}c_{12}e^{i\delta} & -s_{23}c_{12} - c_{23}s_{13}s_{12}e^{i\delta} & c_{23}c_{13} \end{pmatrix}$$

is the unitary Maki-Nakazawa-Sakata (1962) matrix diagonalizing M_ν^2

Here $c_{12} = \cos \theta_{12}$, $s_{12} = \sin \theta_{12}$ etc., δ is the CP-violating phase

The vacuum $\alpha \rightarrow \beta$ flavour changing probability in path length L is

$$P_{\alpha\beta} = \delta_{\alpha\beta} - 4 \sum_{i>j} \text{Re}[U_{\alpha i} U_{\beta i}^* U_{\alpha j}^* U_{\beta j}] \sin^2 \left(\frac{\pi L}{\lambda_{ij}} \right) + 2 \sum_{i>j} \text{Im}[U_{\alpha i} U_{\beta i}^* U_{\alpha j}^* U_{\beta j}] \sin \left(2 \frac{\pi L}{\lambda_{ij}} \right)$$

where $\lambda_{ij} \approx 2.5 (E / \text{GeV}) (\text{eV}^2 / \delta_{ij})$, L in km

Matter effects...

ν_e interacts with matter electrons (neutral current common to all ν_α)

\Rightarrow Change in mixing angle and mass

$$\sin^2 2\theta_m = \frac{\delta_{21}^2 \sin^2 2\theta}{(\delta_{21} \cos 2\theta - A)^2 + \delta_{21}^2 \sin^2 2\theta}$$

$$\delta_{21}^m = \sqrt{(\delta_{21} \cos 2\theta - A)^2 + \delta_{21}^2 \sin^2 2\theta}$$

Best values for neutrino oscillation parameters

Parameter	Exp. value (1σ)
Δ_{21}^2	$(7.9 \pm 0.4) \times 10^{-5} \text{ eV}^2$
Δ_{23}^2	$(\pm 2.4 \pm 0.2) \times 10^{-3} \text{ eV}^2$
θ_{12}	$34.1^\circ \begin{smallmatrix} +1.6^\circ \\ -1.2^\circ \end{smallmatrix}$
θ_{23}	$41.6^\circ \begin{smallmatrix} +5.7^\circ \\ -2.9^\circ \end{smallmatrix}$
θ_{13}	$< 8^\circ$

Not known : δ_{CP}

$$m(\nu_e) = \sqrt{\sum_i |U_{ei}|^2 m_i^2} < 2.2 \text{ eV}/c^2 \quad (^3\text{H } \beta\text{-decay Troitsk 2004, Mainz 2005})$$

$$\langle m(\nu_{ee}) \rangle = |\sum U_{ei} m_i|^2 < 0.4 \text{ eV}/c^2 \quad (^{76}\text{Ge } 0\nu 2\beta \text{ Heidelberg-Moscow})$$

$$= 0.4 \pm 0.2 \text{ eV}/c^2 \quad (\text{subset H-M collab, Klapdor})$$

Mixing matrix (best values)

$$U = \begin{pmatrix} 0.8200 & 0.5552 & 0.1392 e^{-i\delta} \\ -0.4192 - 0.0765 e^{i\delta} & 0.6192 - 0.0518 e^{i\delta} & 0.6575 \\ 0.3722 - 0.0862 e^{i\delta} & -0.5498 - 0.0583 e^{i\delta} & 0.7405 \end{pmatrix}$$

Here the maximal allowed (at 1σ level) value of θ_{13} has been used. U_{13} , U_{21b} , U_{31b} and U_{32b} are the upper bounds while U_{11} , U_{12} , U_{23} , U_{33} are the lower bounds *vis a vis* θ_{13}

2. Physics goals

Using ICAL with *atmospheric neutrinos* and cosmic muons at INO

- direct observation of oscillation (fall & rise)
- precision measurement of oscillation parameters
- if nature is kind ($\theta_{13} > 5^\circ$), neutrino mass hierarchy
- CP and CPT violation in neutrino sector
- Kolar events (*tracks emerging from long lived particle produced in cosmic ray interaction with rock near proton decay detector*)
- 1-100 TeV cosmic muon flux measurement by pair counting technique

Using **accelerator produced** neutrinos (JHF, CERN, Fermilab)

➤ long baseline experiment – (6560, 7150, 11300 km)

compared to CERN-Gran Sasso 730 km, K2K 250 km,

Fermilab-MINOS 735 km

⇒ increased sensitivity to smaller mixing angle θ_{13} and Δ_{23}

➤ Beta beams ($\bar{\nu}_e$ from ultra-relativistic, circulating beta

decaying RIBs such as ${}^6\text{He}$) $6 \times 10^{18} \bar{\nu}_e$ /yr for ν_μ appearance experiments

➤ Neutrino factories using accelerated, stored muon beams

$10^{20} \nu$ /yr /straight section

Other experiments at INO

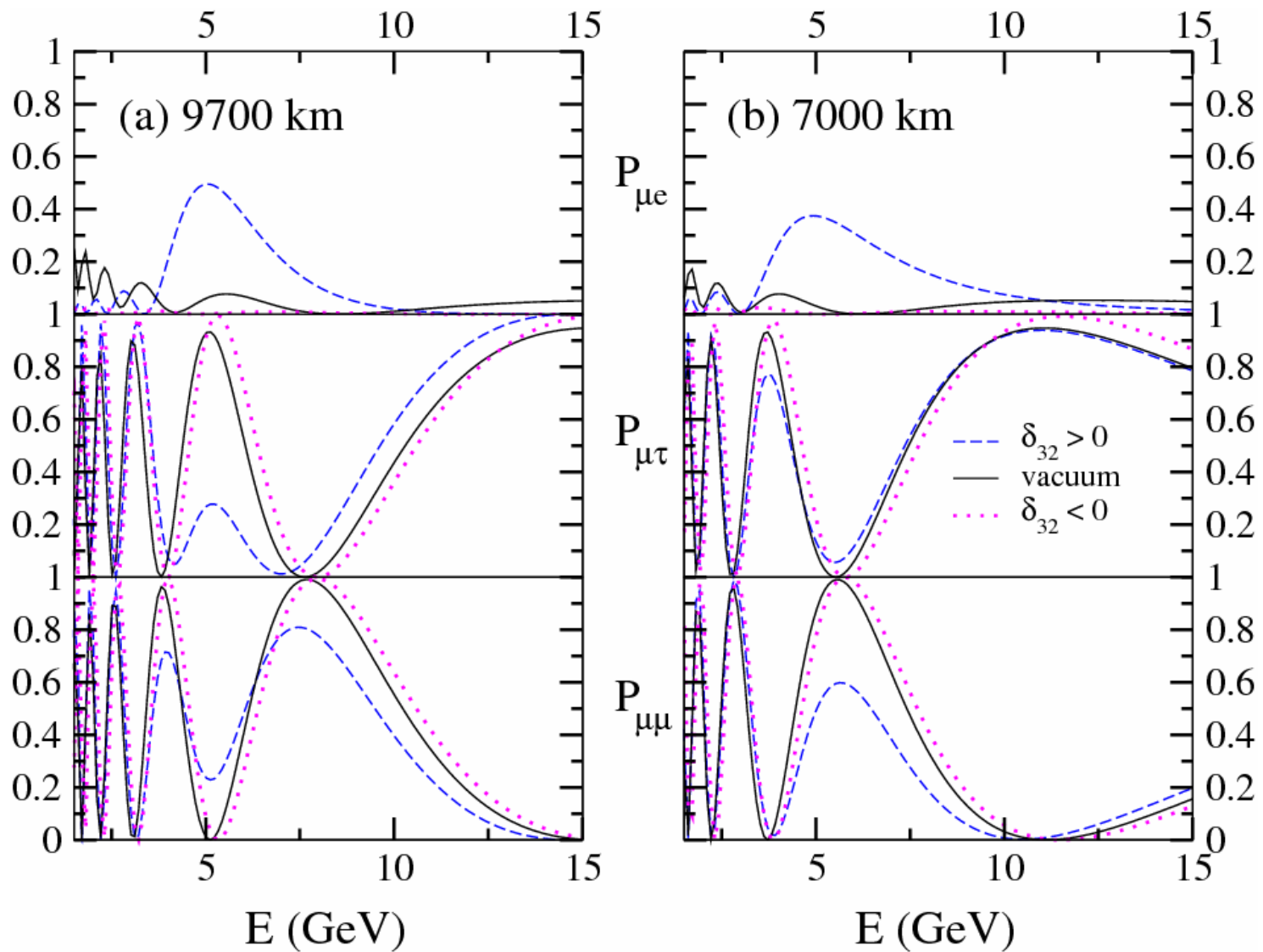
➤ search for $0\nu2\beta$ in ^{124}Sn via cryogenic bolometer (*feasibility ongoing*)

➤ nuclear cross sections of astrophysical interest using 500 kV accelerator

$^{12}\text{C}(\alpha,\gamma)^{16}\text{O}$, $^{13}\text{C}(\text{p},\gamma)^{14}\text{N}$, $^{14}\text{N}(\text{p},\gamma)^{15}\text{O}$, $^{15}\text{N}(\text{p},\gamma)^{16}\text{O}$, $^{15}\text{N}(\text{p},\alpha)^{12}\text{C}$

environmental effects on nuclear processes

Appearance & survival probabilities for $\nu_\mu \rightarrow \nu_e$, ν_τ and ν_μ in vacuum and matter for **normal** and **inverted** hierarchies



3. Choice of detector and site

Existing detectors worldwide

- water Cerenkov (50 kT SuperKamioka)
- Fermilab-MINOS (5 kT Fe calorimetric detector)

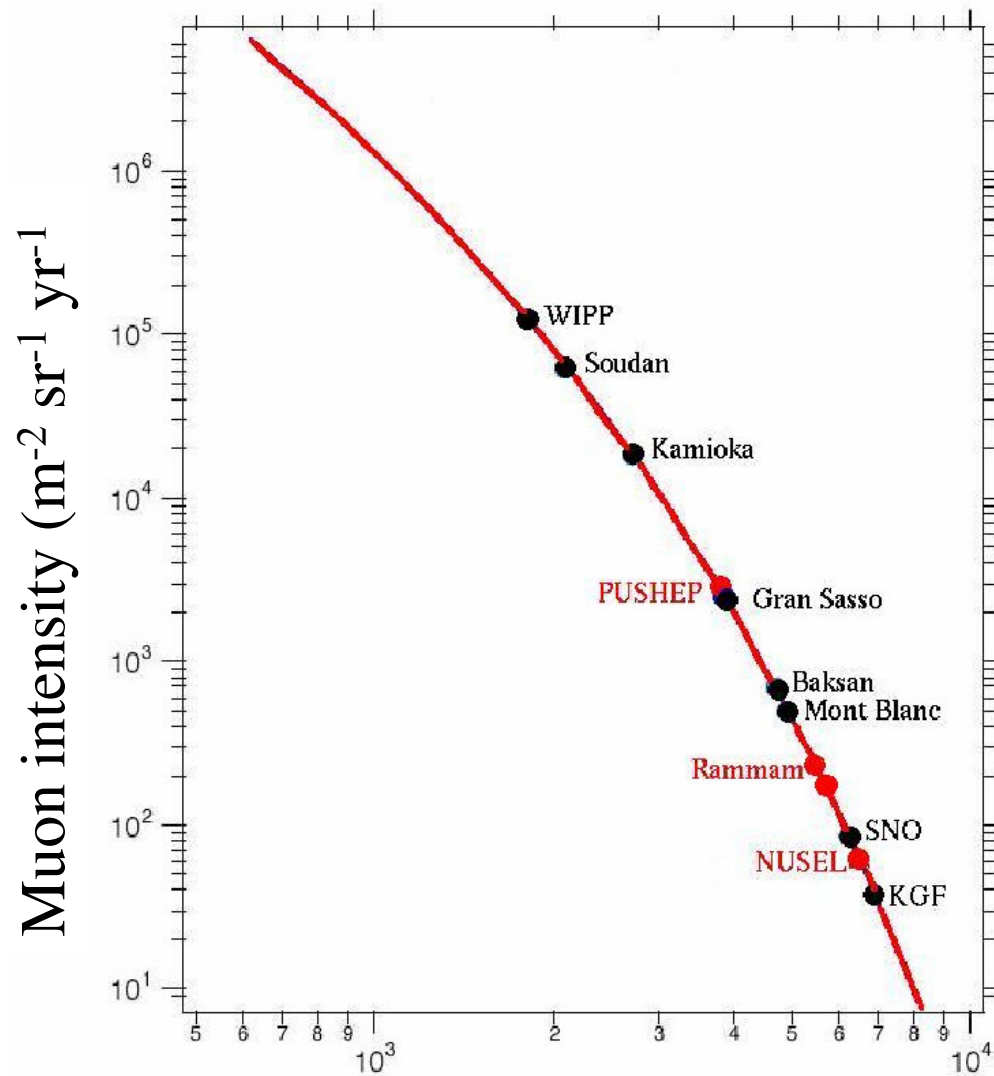
Our choice

- Considering the physics reach, our capabilities and limitations the National Neutrino Collaboration has chosen a 50-100 kT **Iron Calorimeter (ICAL)** for INO

- Site requirement – 1 km rock cover all round detector

Sites in order of preference: Pushep (near Ooty), Rammam (near Darjeeling)

Muon flux as a function of depth



Depth (metres water equivalent)

Requirements of active detector

- Position resolution ~ 2 cm, time resolution ~ 1 nsec
curvature of track $\Rightarrow p$, fast timing \Rightarrow up-down
both of these \Rightarrow charge identification (μ^+ or μ^-)
- Modular design
- Large size (total area for 50 kT detector $\sim 10^5$ m²)
- Large numbers so should be cheap, rugged, reliable

Options :

Plastic scintillator tiles, large area gas detectors

Why is the neutrino detector so big ?

Typical $\sigma (v_\mu N \rightarrow \mu^- X) \sim 10^{-38} \text{ cm}^2$ at $E_\nu \sim 1 \text{ GeV}$

So $\lambda_\nu (\text{Fe}) \sim A / (\rho N_A \sigma) \approx 1.2 \times 10^{13} \text{ m}$

For $\Phi_\nu \sim 6 \times 10^4 \text{ m}^{-2} \text{ sec}^{-1}$

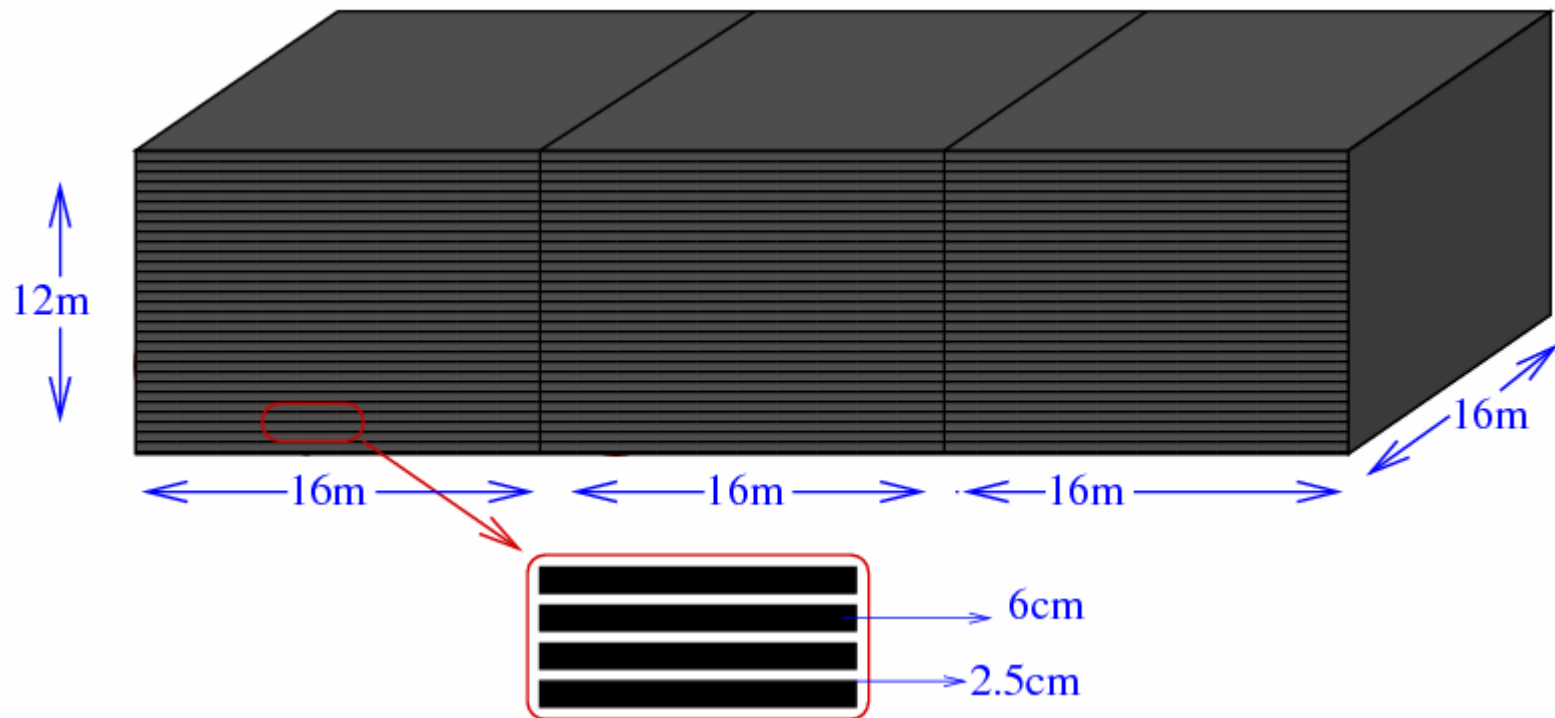
Count rate of about 1000/year $\approx 3/\text{day} \Rightarrow$

$$\Phi_\nu L^2 \cdot L / \lambda_\nu \approx 3.2 \times 10^{-5} \Rightarrow L^3 \approx 6.2 \times 10^3 \text{ m}^3$$

$$\Rightarrow L \approx 18 \text{ m}$$

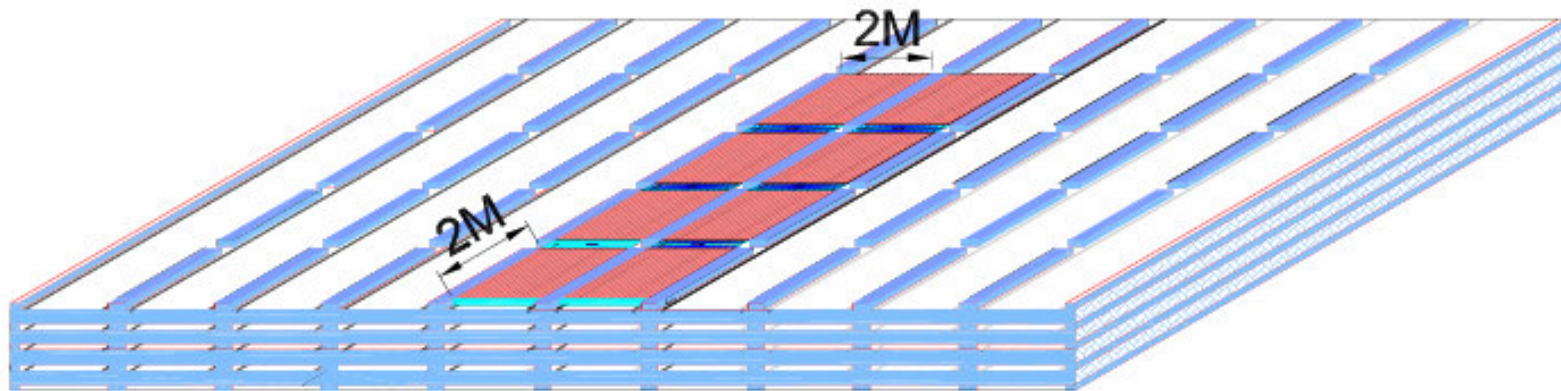
$$\Rightarrow \text{Mass of Fe detector} \sim 49 \text{ kton}$$



Schematic of 50 kton Iron Calorimeter (ICAL)



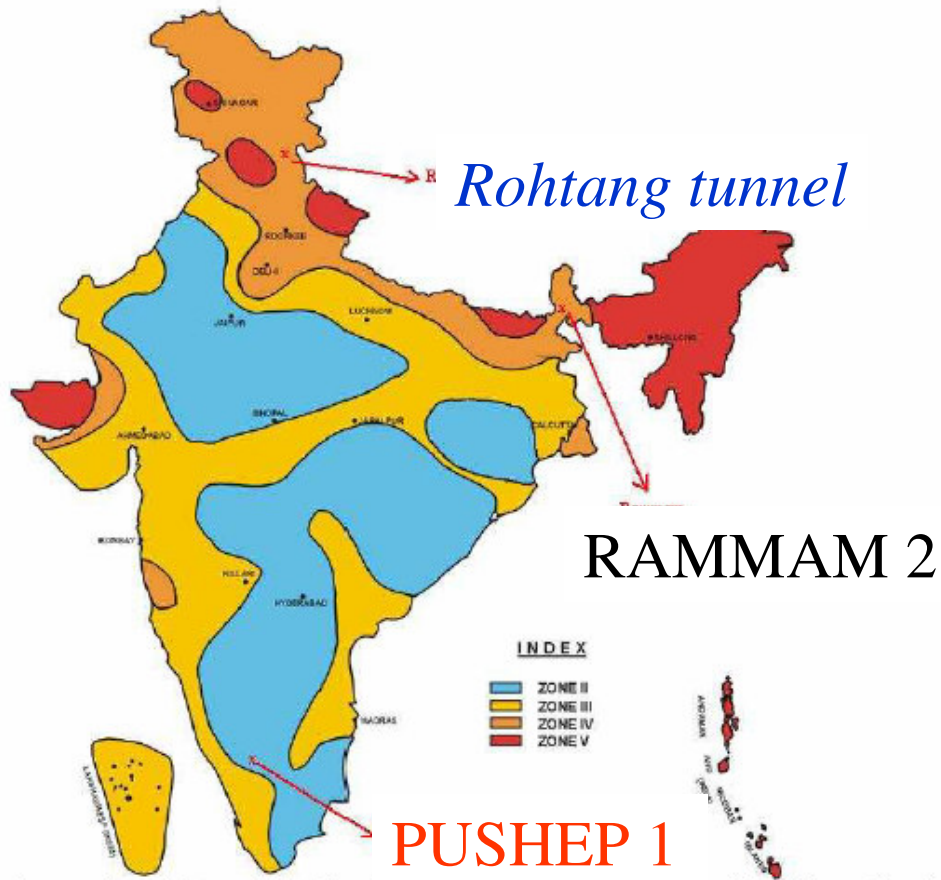
- Magnetic field using low carbon steel ($B \sim 1.3$ Tesla)
- nsec timing (from RPC) \Rightarrow up/down discrimination of muons
- X-Y-Z tracking by RPC $\Rightarrow p/q \Rightarrow L/E$ for μ^+ and μ^- events

Schematic of RPC layer sandwiched between soft iron plates




-  Soft iron plate (6 cm thick)
-  RPC (2.5 cm thick)

Location of possible sites for INO



Seismic zoning Map of India- issued by Bureau of Indian Standards, 2000

PUSHEP : 11.5°N 76.6°E, 6.5 km from Masinagudi, 96.5 km from Mysore, 5 hrs from Bangalore, Coimbatore, Calicut



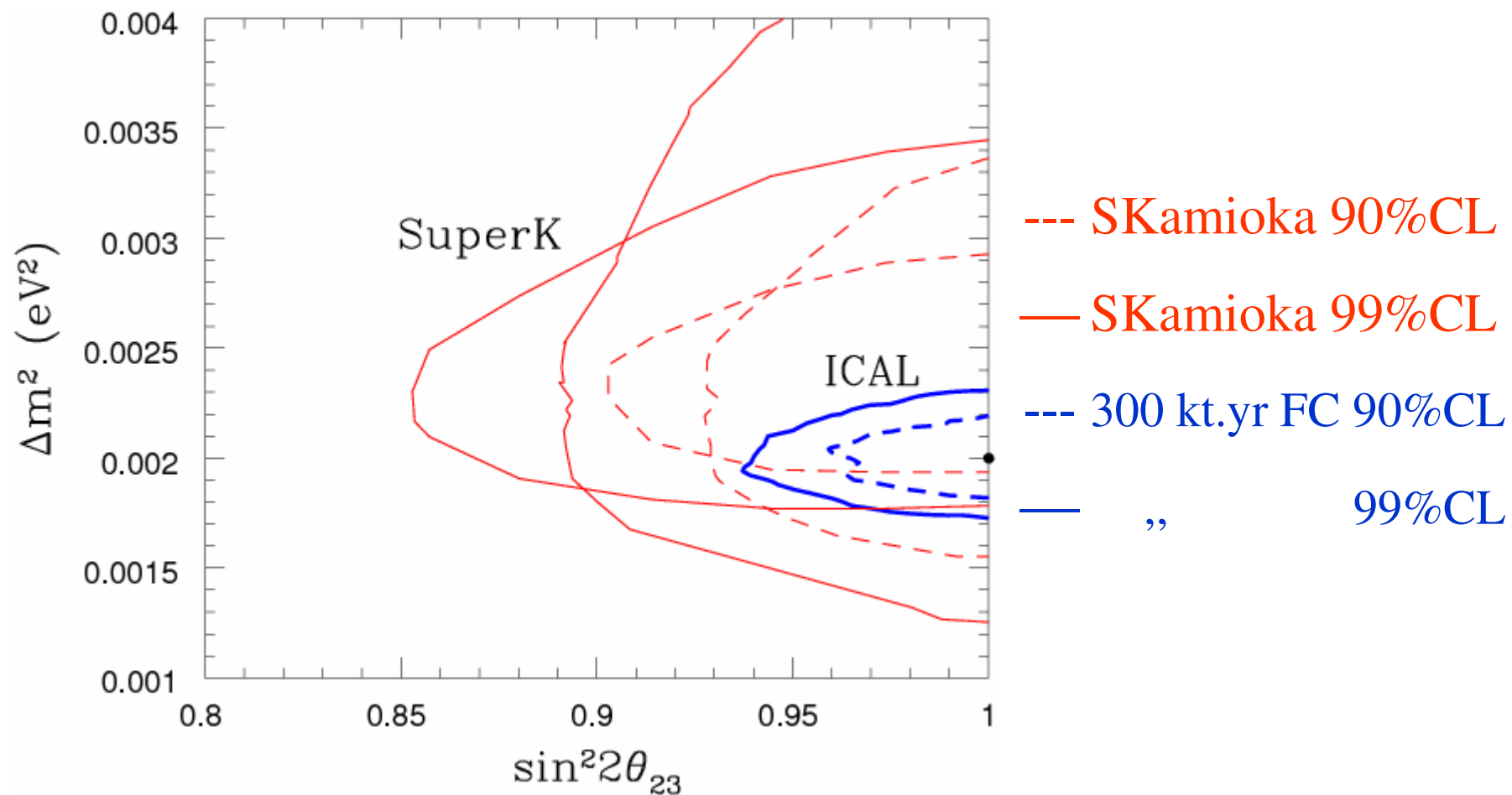
4. Status of simulations and ICAL subsystems

- Detector geometry and materials – GEANT
- Neutrino event generator – NUANCE
flux – HONDA or any other
- simulation output digitized and input to analysis software
to reconstruct (E, \mathbf{p}) and then $N_\mu(L/E)$
- Physics plots such as $\Delta m_{23}^2 - \sin^2 \theta_{23}$

What is yet to be done ...

- Optimization of Fe plate thickness, strip readout width, B field strength
- Module (thinner Fe) for ν_e ?

Exclusion plot from simulated ICAL data for $\Delta m^2 - \sin^2 2\theta_{23}$

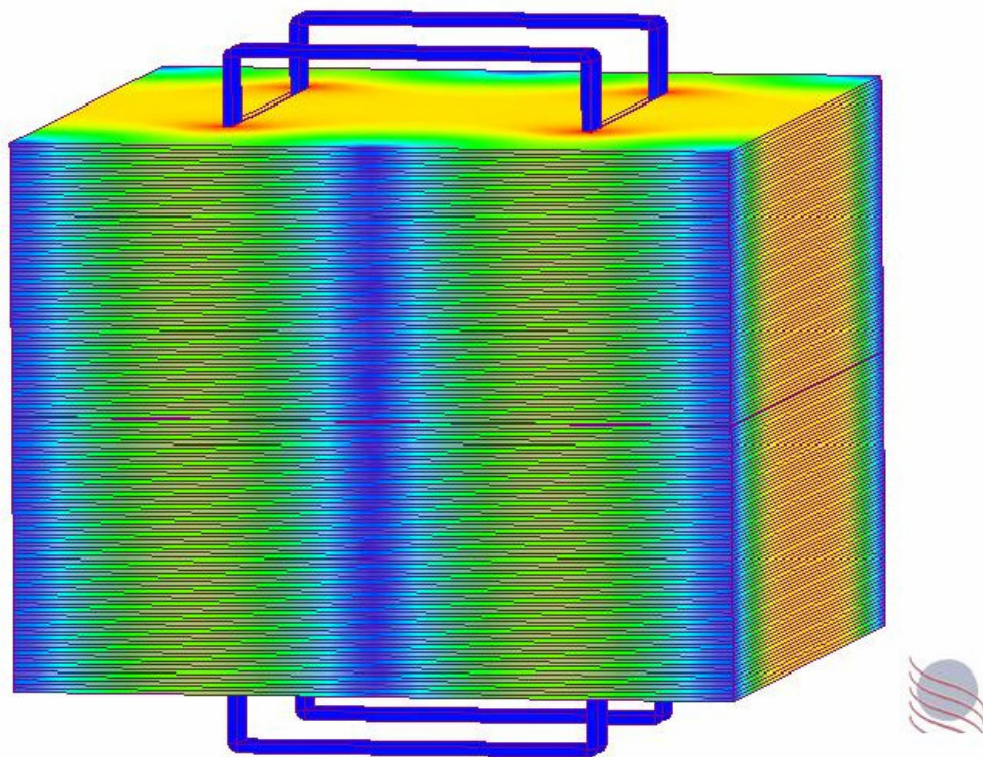


Magnet

- B large enough to enable p measurement (> 1 Tesla)
- Magnetic steel/soft iron should be reasonably cheap (50 ktons!)
- Piecewise uniformity
- Modularity, access for maintenance of RPC & electronics
- Optimum copper to steel ratio
- Mechanical stability

Commercial finite element EM software Magnet 6.0 used on Xeon
Pentium with 2 GB RAM

Field map of ICAL magnet module



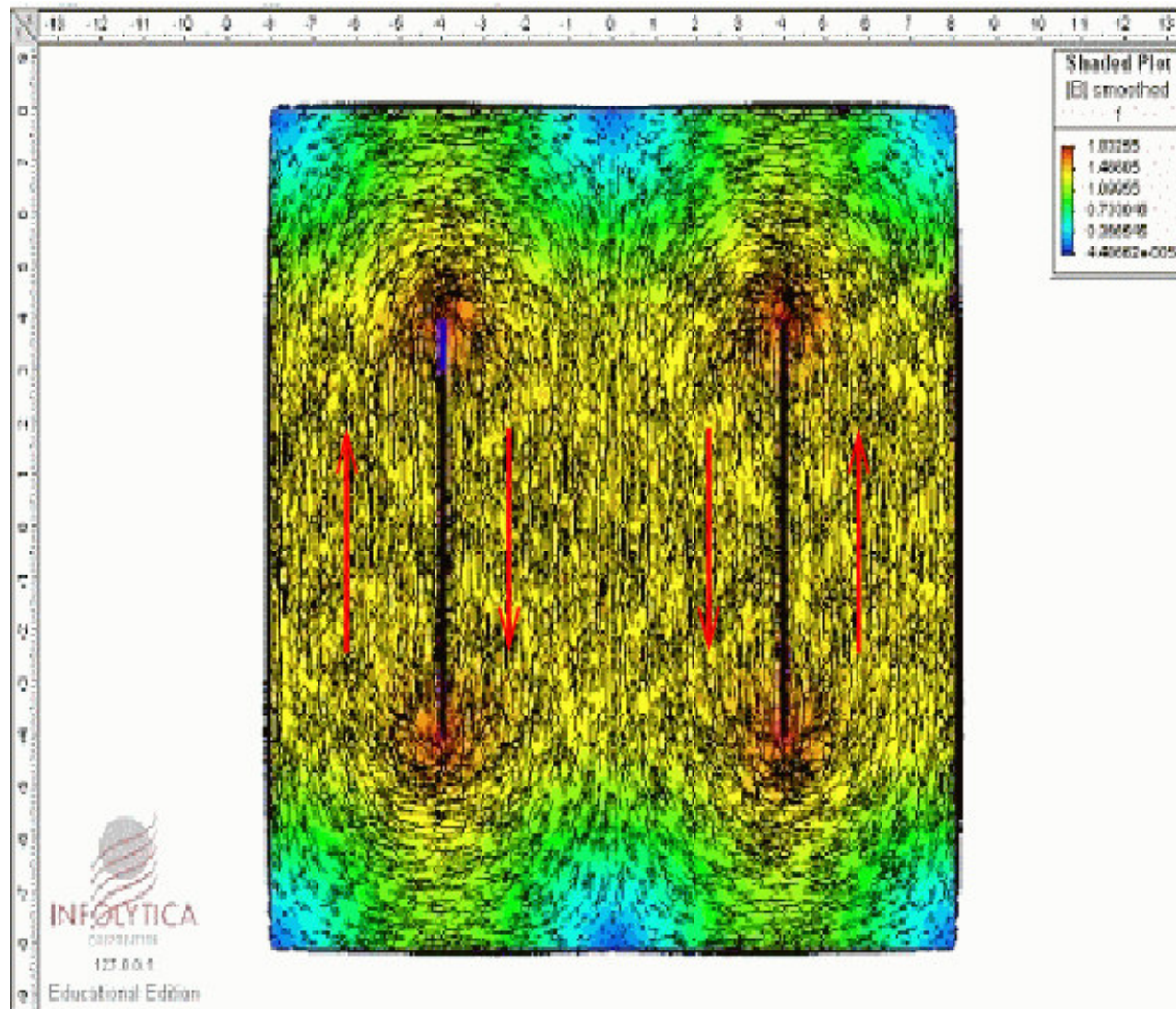
Orange – high B

Yellow – medium B

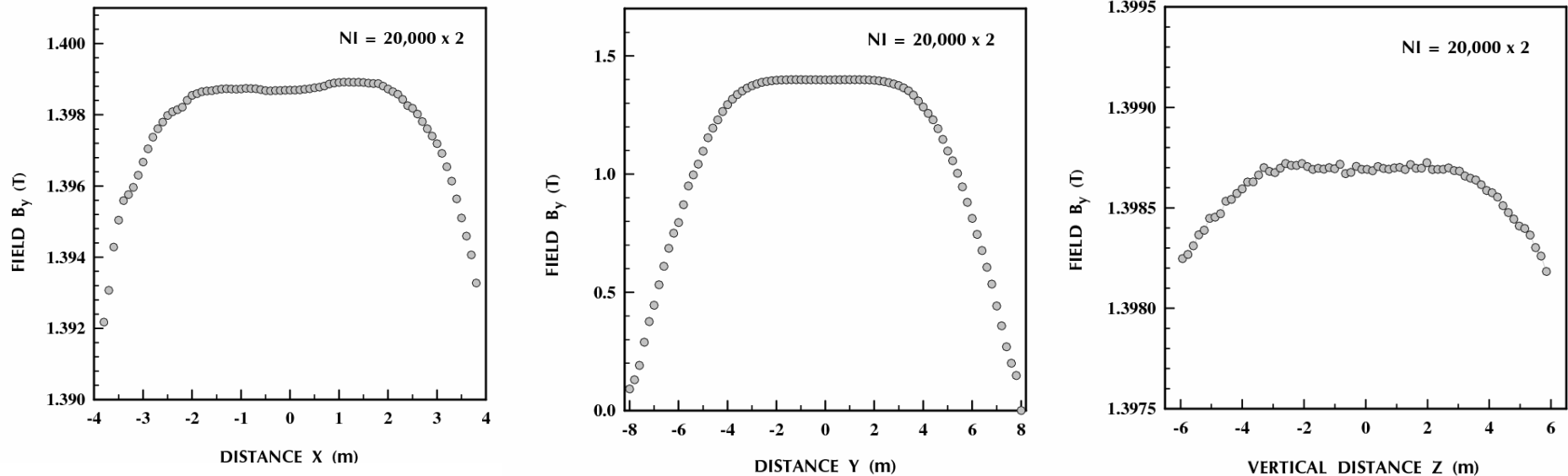
Green – lower B

Blue – lowest B

Magnetic field map in plate (for 2 coils)



Field along & normal the plane of the steel plates in 16 kton module

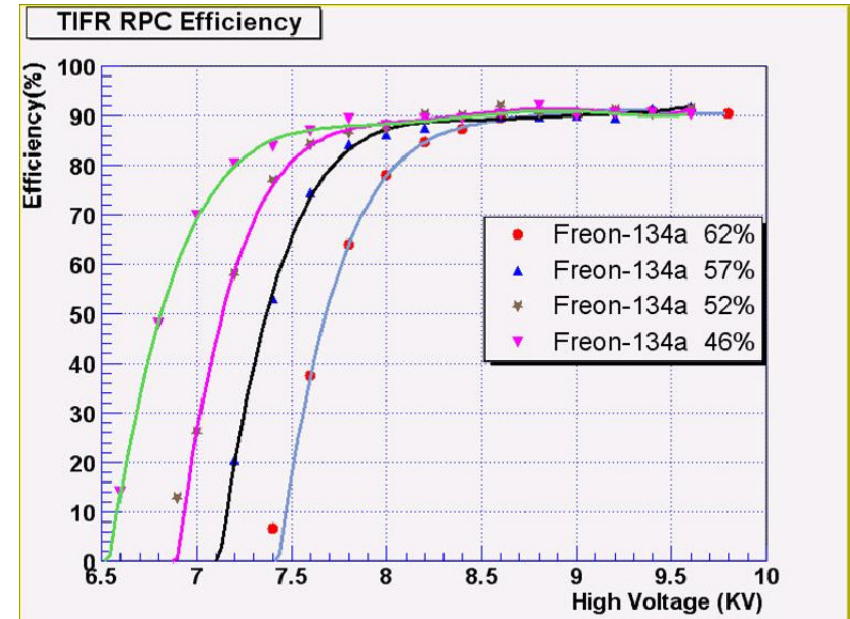
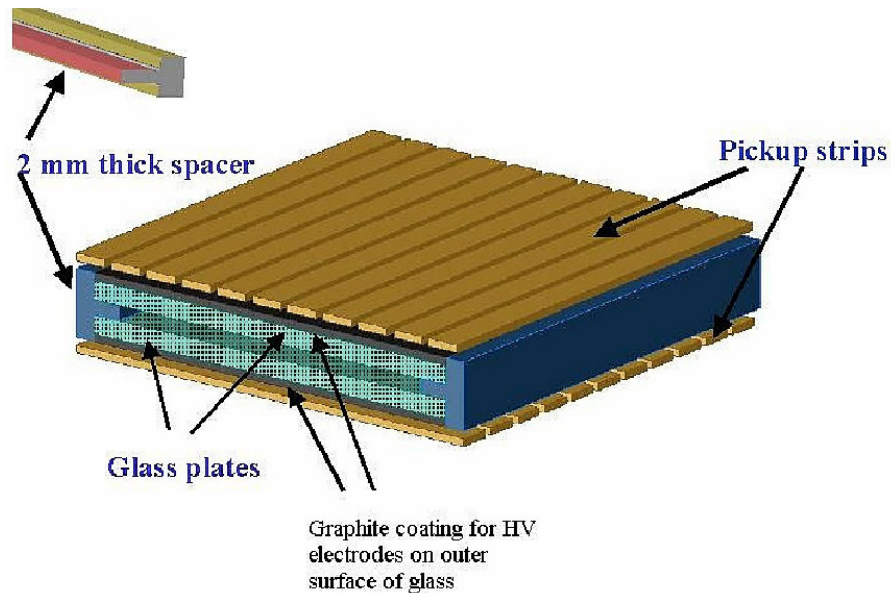


Effect of gap in steel plates 0 mm:2 mm:10 mm

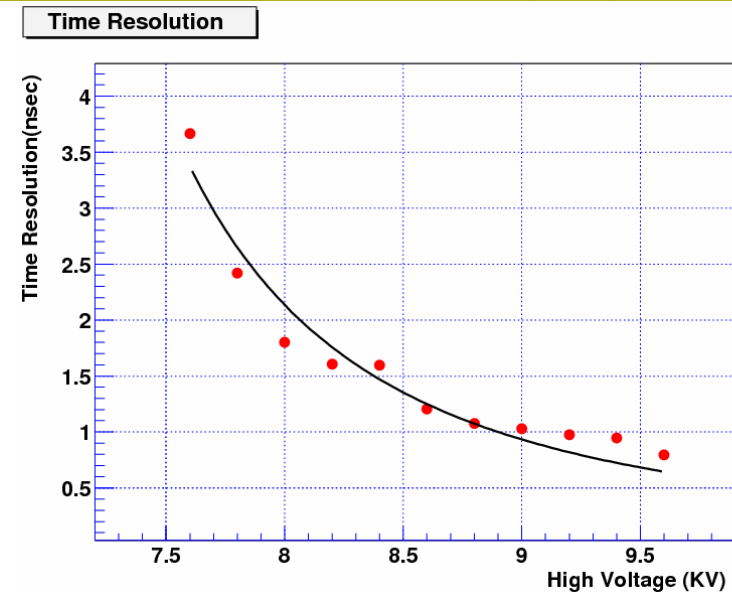
1.0 : 0.97 : 0.70


More studies necessary – assembly scheme, mechanical stability, transient and error analysis

Schematic of Resistive Plate Chamber (RPC) & performance

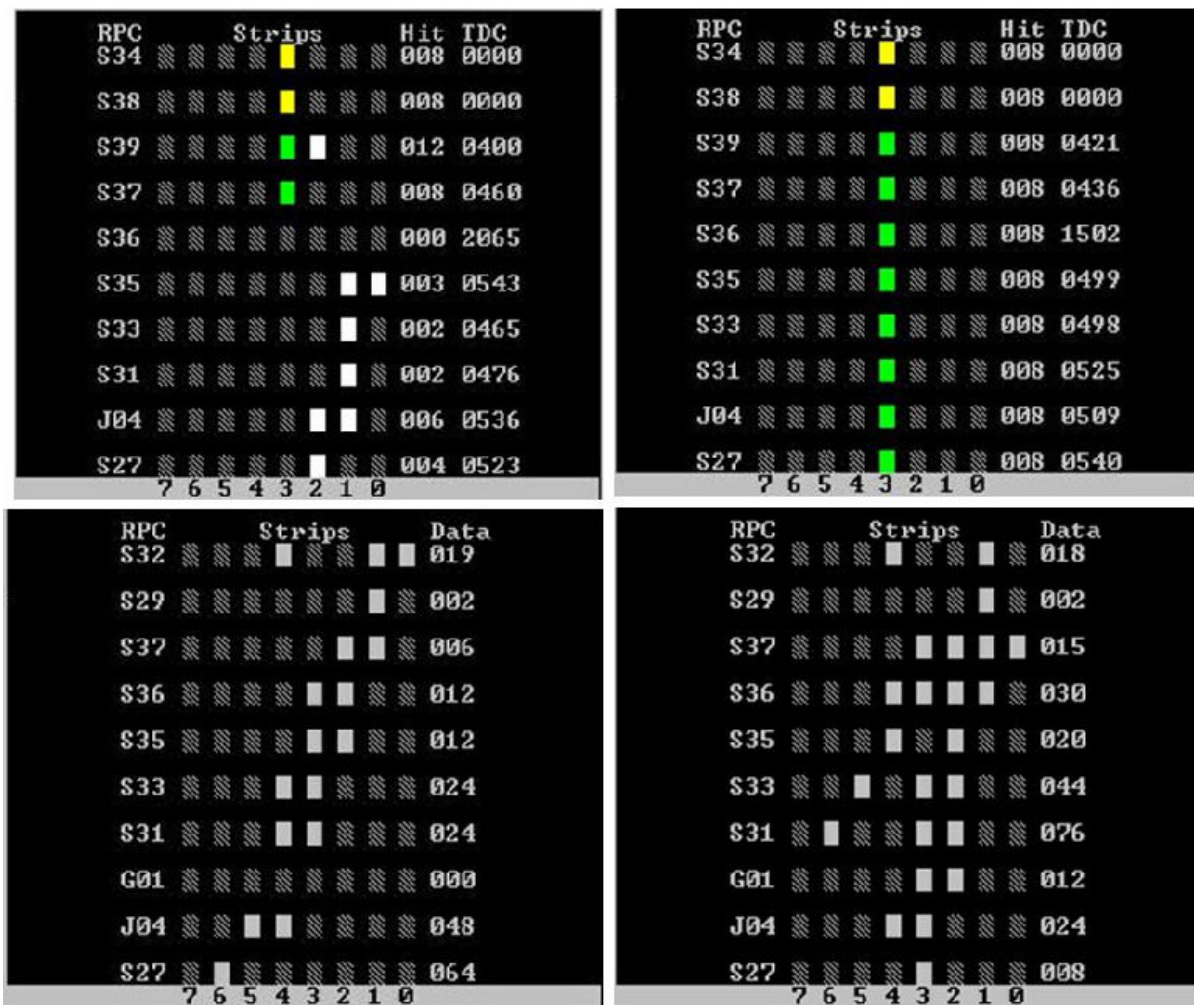


- 2 RPCs $30 \times 40 \text{ cm}^2$ (Osaka glass) in avalanche mode for > 14 months
- aging problem still not solved RPC lifetime (streamer mode) few-20 days
- vendors for electrodes, spacers found





Tracks of cosmic muons triggered by narrow plastic telescope



Gas mixing and distribution system



Features:

- 4 gas mixing possible
- Gas purifier columns for each gas for oil, moisture, other contaminants
- 2 μm dust filters
- Mass flow controllers/gas line
- Moisture, temperature, pressure sensors + data logging
- Safety and isolation bubblers


	hf134a	A	isobutane (%)
Streamer	62	30	8
Avalanche	95.5	-	4.5

Electronics and Data Acquisition System


- Electronic signal from minimum ionizing particle induced on X- and Y-pickup strips (~ 3 cm wide, length of detector)
- Impedance matched to input of timing discriminator or preamp
- For *streamer* mode signal $\sim 100 - 300$ mV across 50Ω
and *avalanche* mode $\sim 1 - 5$ mV across $50\Omega \Rightarrow$ fast current preamplifiers (risetime ~ 1 nsec) with gain $\sim 10 - 30$ needed. Prototypes designed by Electronics Divn, BARC and fabricated in BEL, Bangalore tested.

- Anode, cathode pickup signals to timing discriminators
 - Feeds latch and multiplexed TDC
 - Event trigger generated by FPGA based home built module
- Physics based choice of trigger initiates DAQ
- VME based DAQ coupled to PCs with Linux OS

Discrete component preamp



Hybrid versions (BEL-ED/BARC




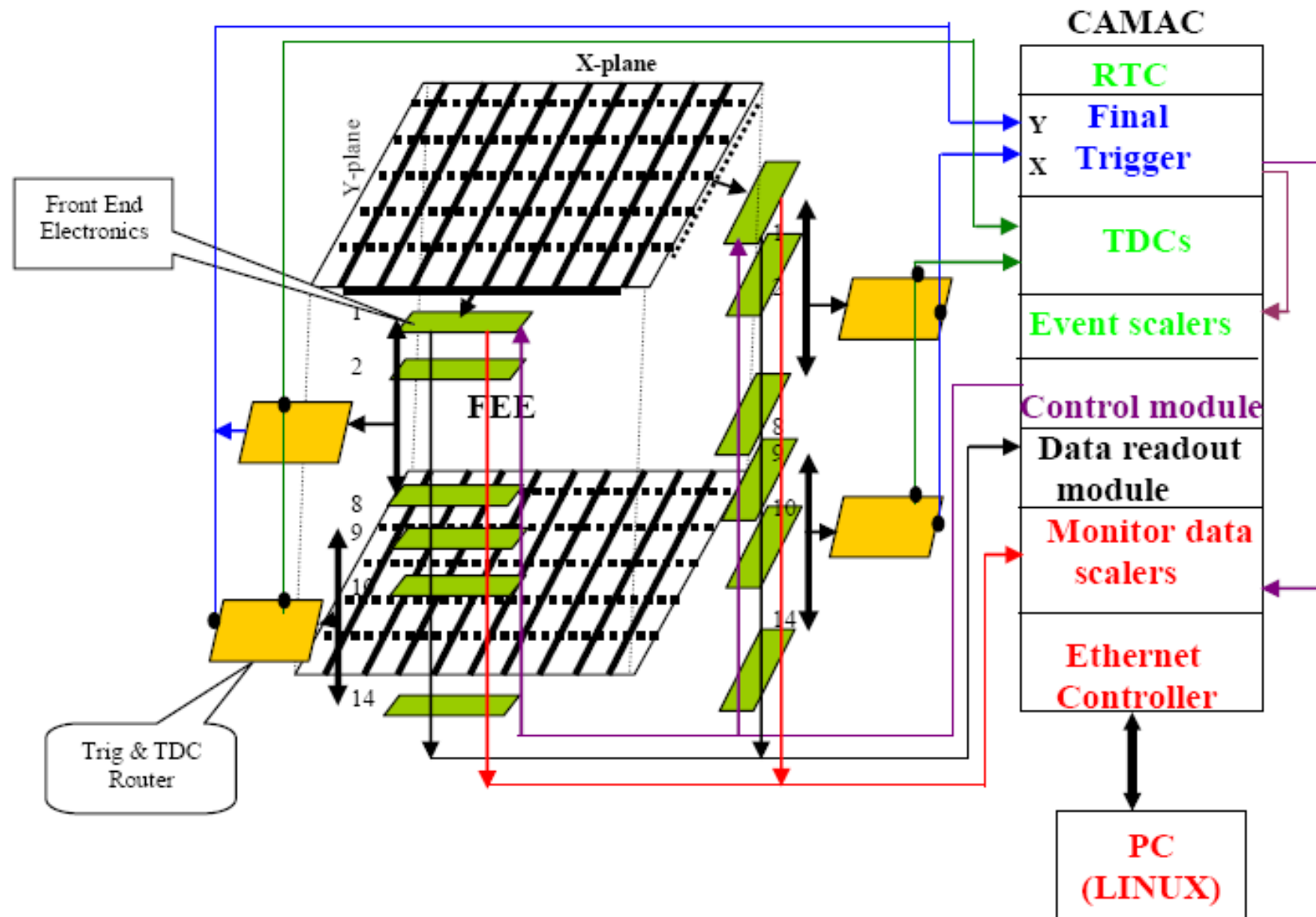
In-house electronics development (TIFR group)

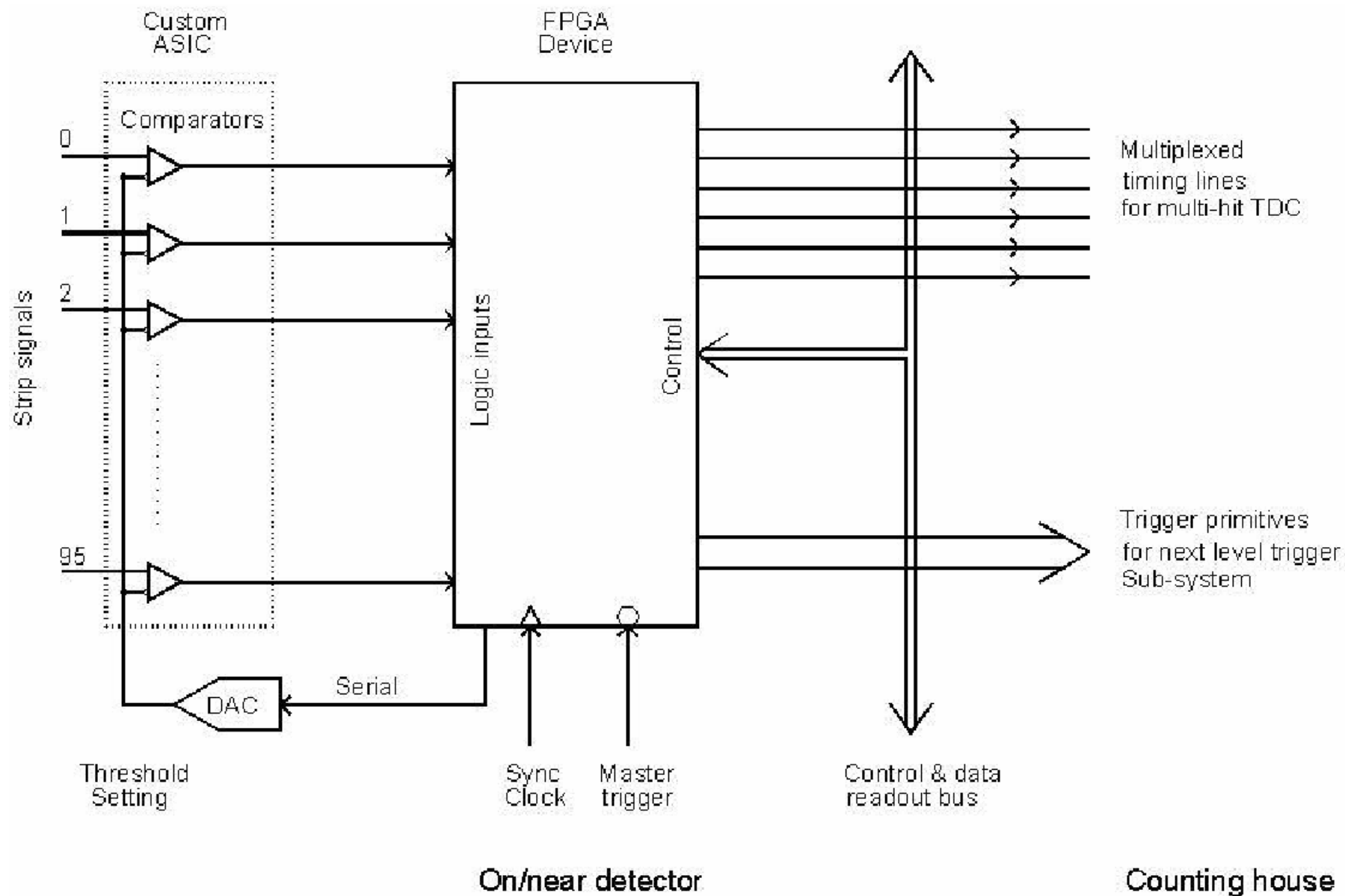
16-ch analog front end



DAQ control module



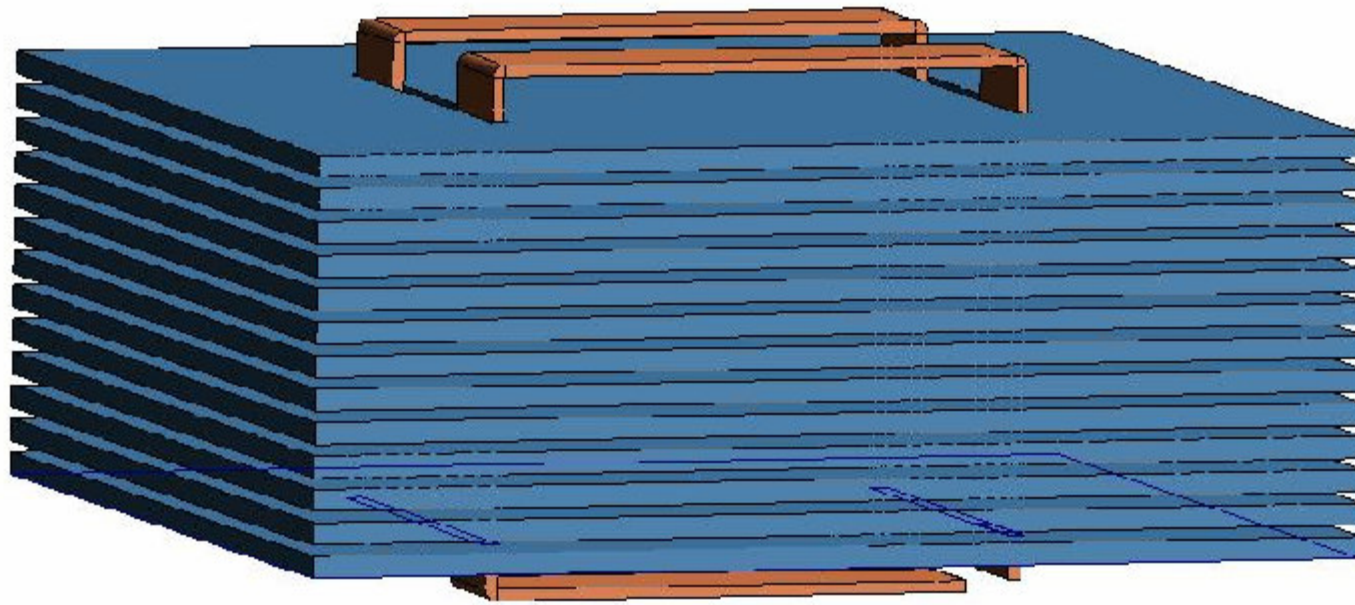




Status of electronics

- Design and fabrication of analog & timing discriminator board complete
- DAQ card prototype fabricated
- Fast preamp (4 varieties, gain 10) prototypes fabricated at BEL, Bangalore
- Price/supply negotiations with BEL

Schematic of prototype magnet



Weight 40 tons

$B_{\max} \sim 2 \text{ T}$

- 13 layers of 5 cm thick soft iron, 12 layers of $1 \text{ m} \times 1 \text{ m}$ RPCs
- ~ 800 channels of preamp, timing discriminators
- to be set up at VECC, Kolkata

Status of prototype magnet

- Tata A-grade low carbon steel scavenged from dismantled 330 ton MHD magnet (BARC-BHEL) at Trichy
- Fabrication order placed with Pune vendor (Milman)
 - includes assembly, testing with power supply and field measurement Hall probes
- Fabrication of 40 ton magnet in progress

Initiative for DBD experiment in India

DBD Workshops at

IIT Kharagpur (March 05) & Univ. of Lucknow (Nov. 05)

isotopic abundance, availability of the material, purity etc. considered
and ^{124}Sn bolometer chosen

^{124}Sn $0\nu 2\beta$: $T_{1/2} > 2.4 \times 10^{18}$ yrs *Phys. Lett. B* **195**, 126 (1987)

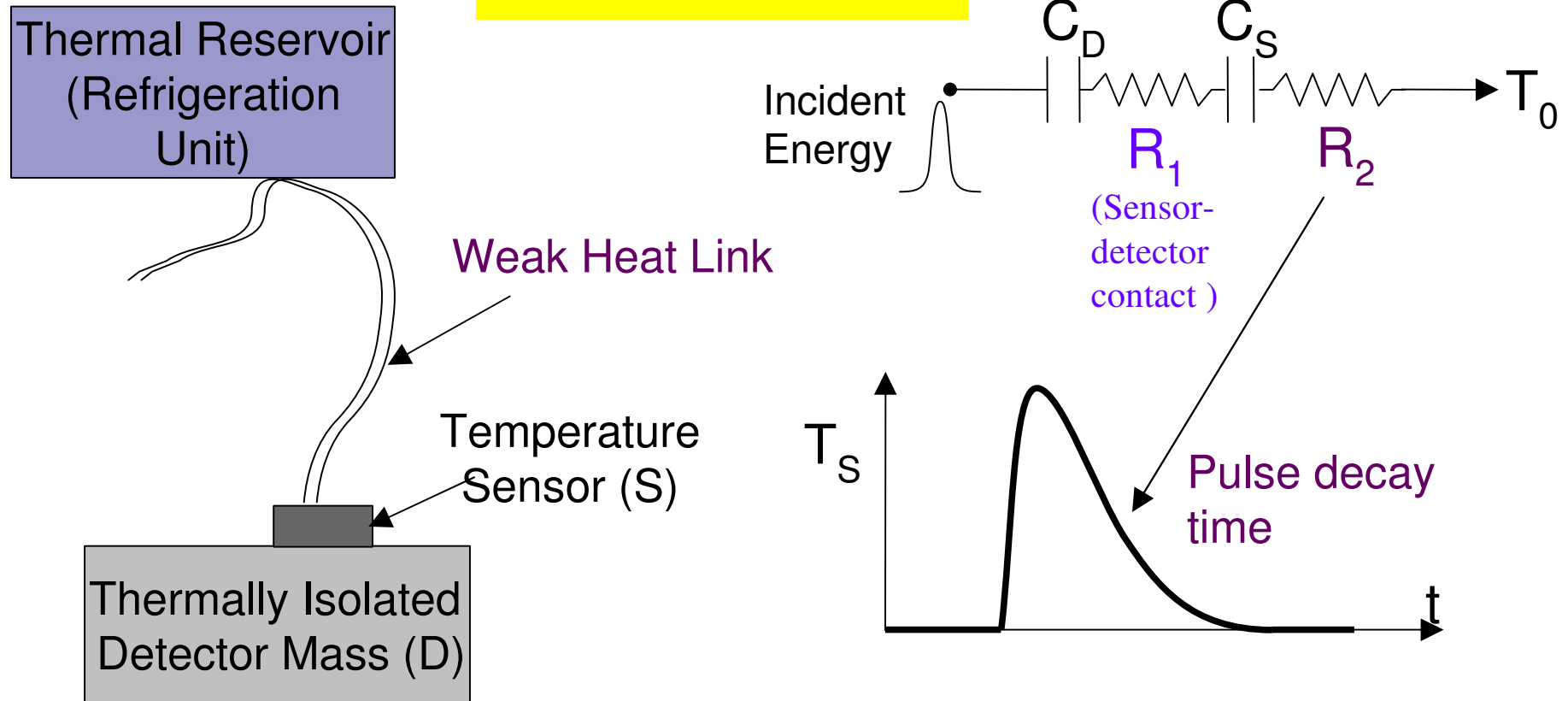
$T_c(\text{Sn}) = 3.7^\circ \text{ K}$ so *electronic* contribution to C_v negligible at $< 100\text{mK}$

Low temperature Bolometry

Bolometer is a calorimetric detector

Energy of particle \rightarrow Thermal energy of detector \rightarrow measurable temperature rise if heat capacity is very low

Bolometer schematic



Work plan for DBD experiment

Make a prototype bolometric detector of ^{124}Sn

I a) Make a natural Sn bolometric detector ~ 0.5–1 kg (TIFR, BARC)

Refurbish an old refrigerator (Cooling power $\sim 20\mu\text{W}$ at 30 mK)

will serve as a test bench for optimizing the various aspects of milli-Kelvin bolometry. expected energy resolution $\sim 0.5\%$

b) Radiation background studies: measurements & simulations

(IIT-KGP, SINP, VECC)

c) Reliable NTME calculations (Univ. of Lucknow, IIT-KGP, IOP, PRL)

II a) Enrichment of ^{124}Sn ($> 50\%$) (BARC & IIT- KGP)

b) Sensor development

c) Build ~ 1 kg enriched ^{124}Sn detector (TIFR, BARC)

III Preparation of DPR

Nuclear cross sections of astrophysical interest

- 11th plan proposal from SINP, Kolkata for one *overground* and one **underground** (at INO lab) accelerator
- Gran Sasso pioneered such measurements using the low background environment at large depth
- 500 kV DC accelerator for stable light ions (upto $\sim A=12$)

5. Training people for INO – a beginning

First small step taken in April-May 2006

- 2 weeks (HEP foundation course) at HRI, Allahabad +
2 weeks (Experimental aspects) at VECC, Kolkata
- About 15 students attended
- Faculty from HRI, TIFR, BARC, VECC, SINP

A much stronger interaction with, and involvement of, University colleagues is essential for the success of INO. Mechanisms for participation in detector building and simulation apart from ν -physics issues need to be worked out quickly.

6. Estimated cost and schedule

Rs. 4 crores allotted by Dept. of Atomic Energy for R&D (10th plan)

	Rs (crores)	
	11 th plan	12 th plan
Infrastructure (<i>underground lab, services, etc</i>)	100	
Soft iron 50 kton @Rs 60/kg	100	200
Detector (RPC, electronics, DAQ)	75	130
Salaries	15	
Contingencies	30	20
	<hr/>	
TOTAL	320	+ 350 = 670

- Financial sanction expected ~ 3rd quarter 2007
- Phase 1 – 12-18 months: Details planning of infrastructure, permissions, detector design (engg)
- Phase 2 – 22 months: Tunnel excavation, procurement of detector components and start of fabrication
- Phase 3 – 12-18 months: Assembly of detector modules ½

People required:

50 physicists + 35 technical & scientific + 15 administrative

Summary of present status of INO

- Interim Project Report sent for review to 7 experts
- Site related Detailed Project Report (DPR) being prepared
- ICAL prototype being assembled at VECC, Kolkata
- Design of 16 kT ICAL magnet module in progress
- R&D on glass RPC for longer lifespan in progress
- Vendor development (RPC related, gas recirculation & purification, electronics, magnet related...) is an ongoing activity

In summary...

- Significant progress made in detector and simulation, however stepping up of gears imperative
- Infrastructure and site related DPR work in progress
- We are beginning to learn to manage large collaboration

Acknowledgements

INO collaboration members

especially A. Dighe, R. Gandhi, D. Indumathi, K. Kar, H.S. Mani,
N.K. Mondal, M.V.N. Murthy, G. Rajasekaran, B. Sathyanarayana

Thank you
for
your patience

Aligarh Muslim University, Aligarh: M.Sajjad Athar, Rashid Hasan, S.K.Singh

Banaras Hindu University, Varanasi: B.K.Singh, C.P.Singh, V.Singh

Bhabha Atomic Research Centre (BARC), Mumbai: V. Arumugam, Anita Behere, M.

S. Bhatia, V. B. Chandratre, R. K. Choudhury, V. M. Datar, M. P. Diwakar, M. G.

Ghodgaonkar, A. K. Mohanty, A. W. Matkar, P. K. Mukhopadhyay, S. C. Ojha{since retired}, L. M. Pant, K. Srinivas

Calcutta University (CU), Kolkata: Amitava Raychaudhuri

Delhi University (DU), Delhi: Brajesh Choudhary, Debajyoti Choudhury, Sukanta

Dutta, Ashok Goyal, Kirti Ranjan

Harish Chandra Research Institute (HRI), Allahabad: Sanjib K. Agarwalla, Sandhya

Choubey, Anindya Datta, Raj Gandhi, Pomita Ghoshal, Srubabati Goswami, Poonam

Mehta, Sukanta Panda, S. Rakshit

University of Hawaii (UHW), Hawaii: Sandip Pakvasa

Himachal Pradesh University (HPU), Shimla: S.D. Sharma

Indian Institute of Technology, Bombay (IITB), Mumbai: Basanta Nandi, S.Uma Sankar, Raghav Varma

Indira Gandhi Center for Atomic Research, Kalpakkam : J. Jayapandian, C. S. Sundar

The Institute of Mathematical Sciences (IMSc), Chennai: D. Indumathi, H. S. Mani, M. V. N. Murthy, G. Rajasekaran, Nita Sinha, D.V. Ramakrishna (replacing Abdul Salam who was a member until March 5, 2005)

Institute of Physics (IOP), Bhubaneswar: Pankaj Agrawal, D.P. Mahapatra, S.C. Phatak

North Bengal University (NBU), Siliguri: A. Bhadra, B. Ghosh, A. Mukherjee, S.K. Sarkar

Panjab University (PU), Chandigarh: Vipin Bhatnagar, M. M. Gupta, J. B. Singh

Physical Research Laboratory (PRL), Ahmedabad: A. S. Joshipura, Subhendra Mohanty, S D. Rindani

Saha Institute of Nuclear Physics (SINP), Kolkata: Sudeb Bhattacharya, Suwendu Bose, Sukalyan Chattopadhyay, Ambar Ghosal, Asimananda Goswami, Kamales Kar, Debasish Majumdar, Palash B. Pal, Satyajit Saha, Abhijit Samanta, Abhijit Sanyal, Sandip Sarkar, Swapan Sen, Manoj Sharan

Sikkim Manipal Institute of Technology, Sikkim: G. C. Mishra

Tata Institute of Fundamental Research (TIFR), Mumbai: B.S. Acharya,
Sudeshna Banerjee, Sarika Bhide, Amol Dighe, S.R. Dugad, P. Ghosh, K.S. Gothe,
S. K. Gupta, S. D. Kalmani, N. Krishnan, Naba K. Mondal, P. Nagaraj, B.K. Nagesh,
G.K. Padmashree, Biswajit Paul, Shobha K. Rao, A.K Ray, L.V. Reddy, B.
Satyanarayana, S. Upadhyay, Piyush Verma

Variable Energy Cyclotron Centre (VECC), Kolkata: R. K. Bhandari,
Subhasish Chattopadhyay, Premomay Ghosh, B. Mohanty, G. S. N. Murthy, Tapan
Nayak, S.K. Pal, P.R. Sarma, R.N. Singaraju, Y.P. Viyogi